

Selected Works
2018-2025



1. Works in fashion brands
2020-2023 2-5
2. Smart Glove
2024 6
3. 3D print lamp shade
2024 7
4. Lupine
2024 7-8
5. Herbal Shoes
2024 9-16
6. Glitch
2021 17-21
7. Unpack
2022/ 2024 22-25
8. Jewelry Design
2018/ 2024 26-27
9. Sculptute (Ceramic and Glass)
2025 28
10. Upcycling home textile waste into evening gown
2022 29-30

3.1 Phillip Lim

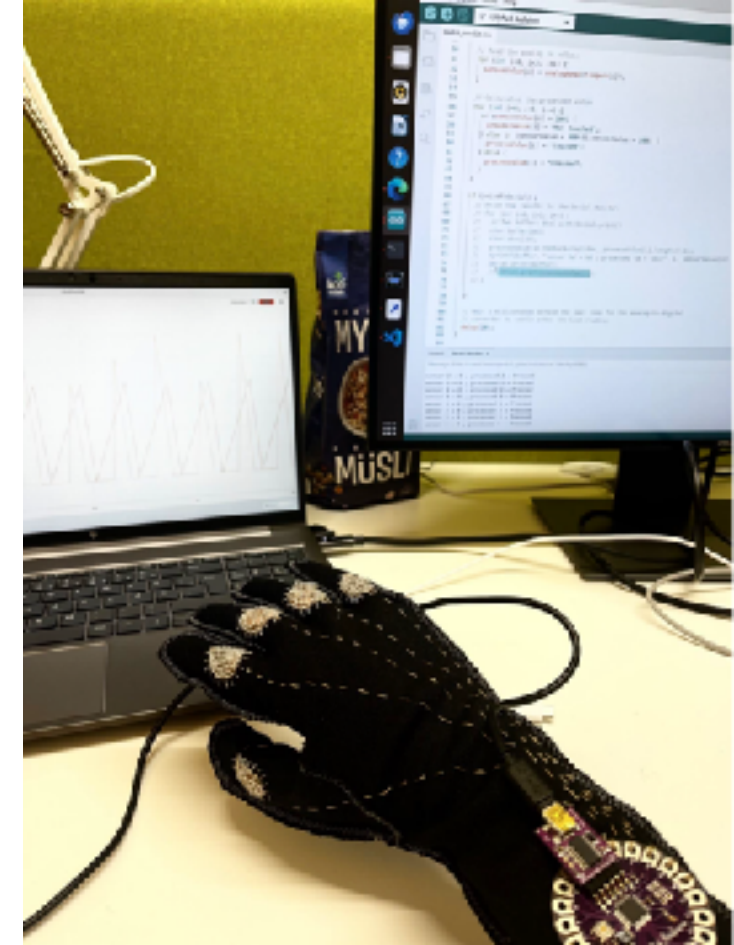




SHORT SENTENCE












RESEARCH

Yellow loosestrife



Burdocks



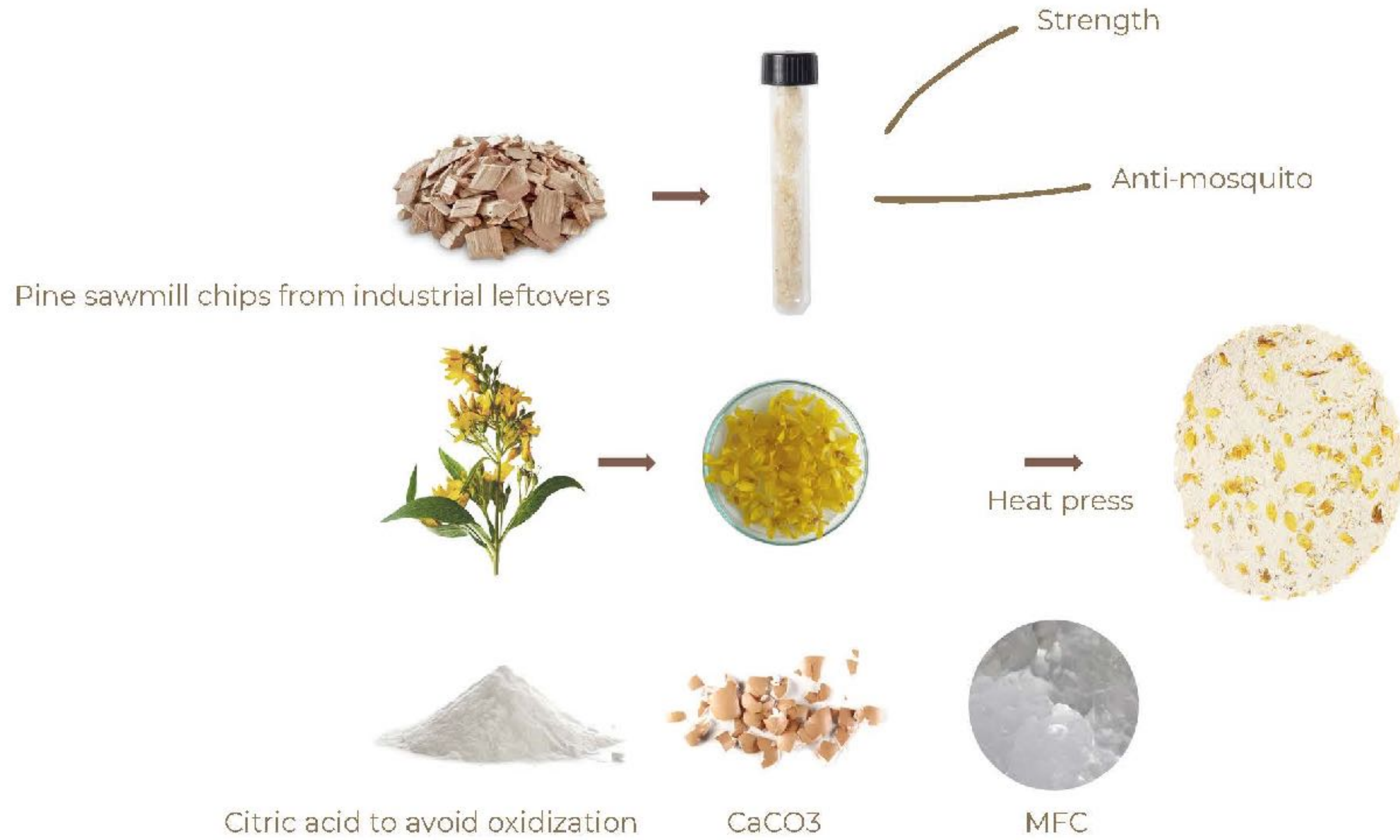
Field horsetail



Cattail



EXPERIMENTS







MAKING



One-piece pattern to reduce the cost in manufacturing.



Pine wood added in shoe sole to increase the strength.

HERBAL SHOES

MAKING

Materials

Design

Product

1. Foam
-Insole



2. Solid
-Outsole



3. Soft
-Upper





HERBAL SHOES





LINEUP



MATERIAL EXPERIMENTS



- Sample 1: Cotton+fusible+pintuck
- Sample 2: Neoprene
- Sample 3: Satin+Organza
- Sample 4: Organza+zigzag stitch
- Sample 5: Organza+pink fusible
- Sample 6: Neoprene+Organza
- Sample 7: Rib knit
- Sample 8: Leather+Satin bonding
- Sample 9: Rib knit+Fuse

I tried different materials, transparency, finishing, patterns, thickness to create the "GLITCH" part.



PROJECT 03

UNPACK

This industrial design-inspired project is about the exploration of experimental constructions. I combined daily use packaging boxes with garment patterns by imitating the box closures as garment closures to create new shapes and constructions.

I explored the functionality of box-inspired garments as the wearers can unpack and repack themselves as they pack daily things. By hooking to the different buttonholes, the conversion of clothes between different categories is possible.


This is not only an interdisciplinary creative practice but also an attempt to reduce excessive consumption and waste through modular designs.



FABRIC & FINISHING EXPERIMENTS



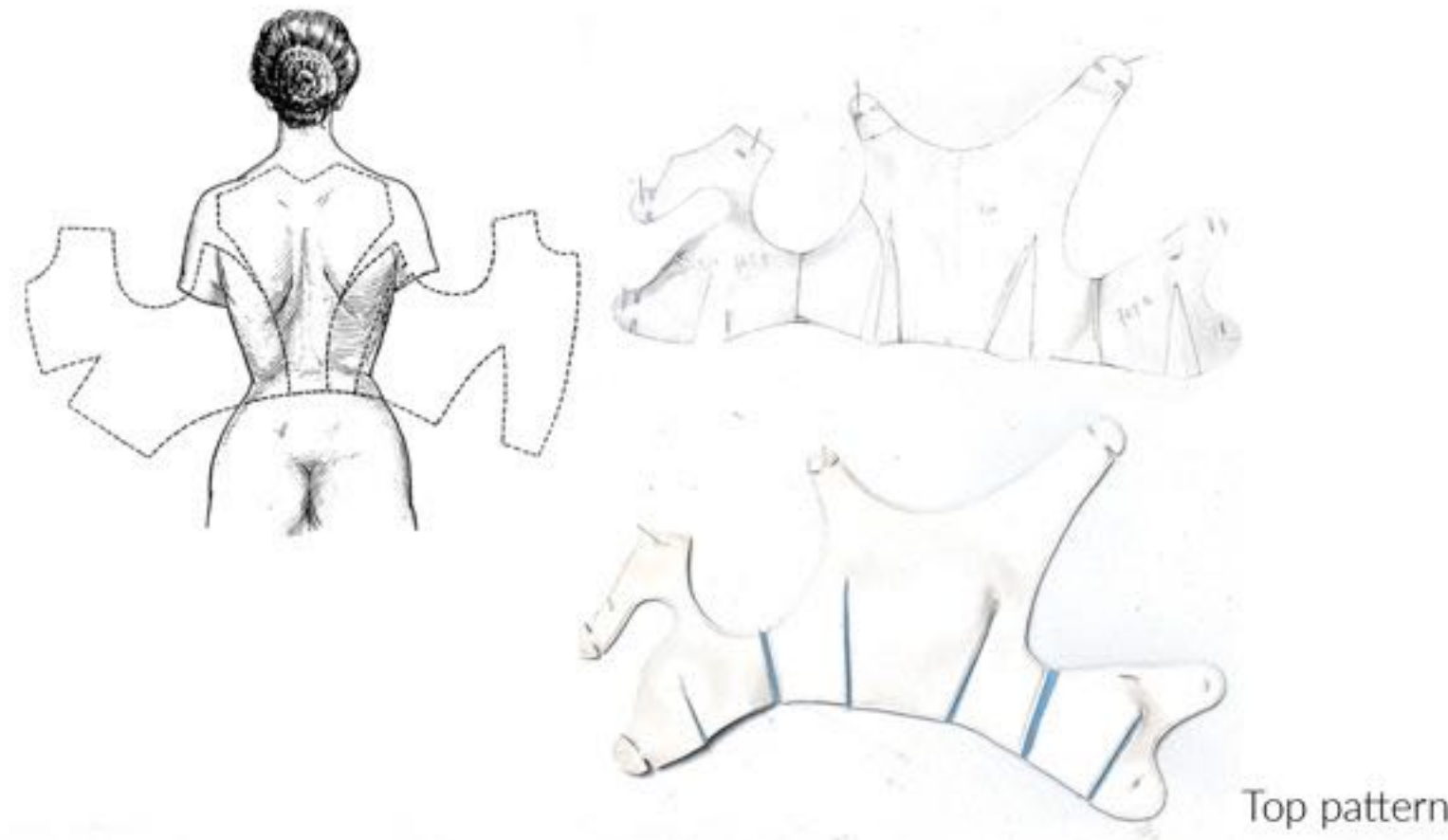
1) Bonding neoprene+edge stitch
(Suiting/ Denim/ Leather/ Lace/ Cotton Twill)
2) Quilting+bias binding




3D EXPERIMENTS



The skirt can be attached to the vest to get a dress.



Top pattern



Bottom pattern



Darts and side seams imitating the crease of carton boxes
Wearers can adjust the closures to get different shapes and garments.







1. Sawing



2. Annealing and bending, back and forth



3. Hammer textures



4. Shaping bezel



5. Using pliers/ filings to flatten the stone setting area.



the bezel



6. Soldering together



7. Filling and sanding inside of the ring & outside of the bezel;
8. Polishing;
9. Setting stone

